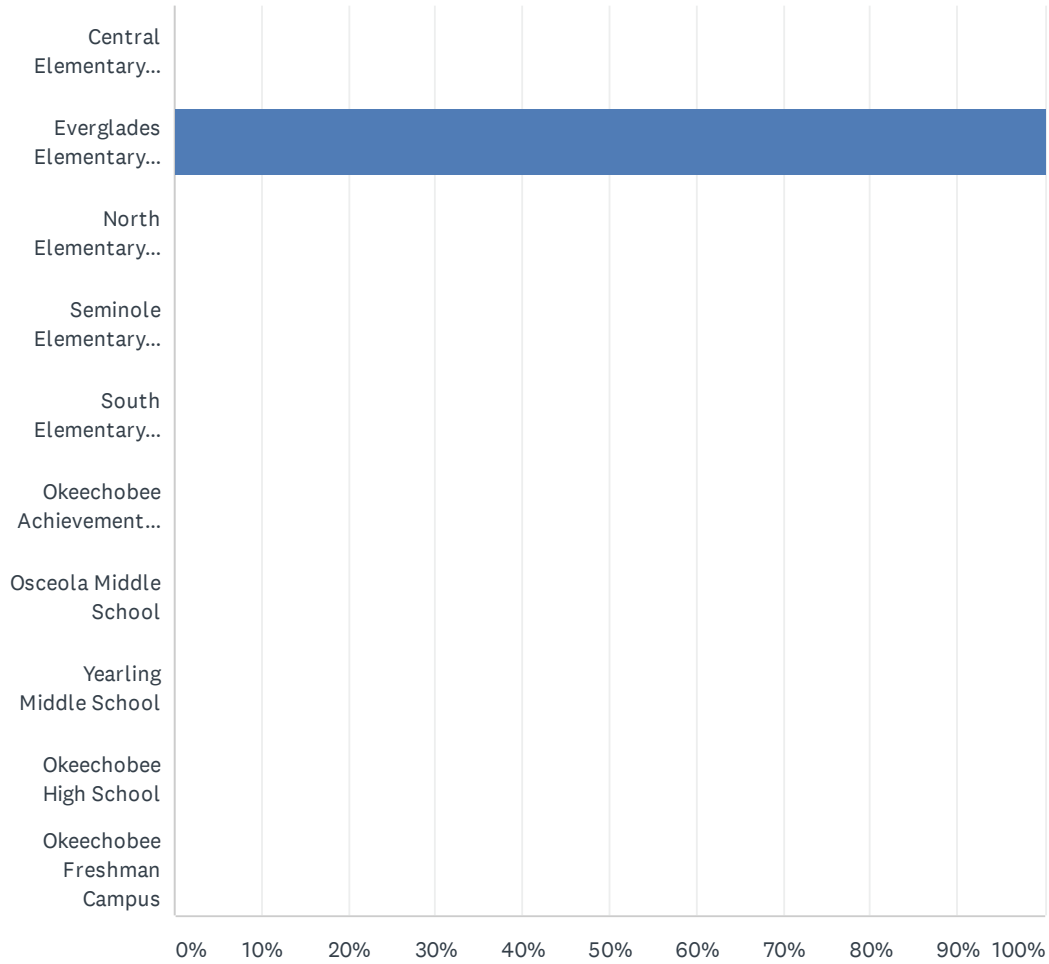


Q1 Please indicate the school your child attends:

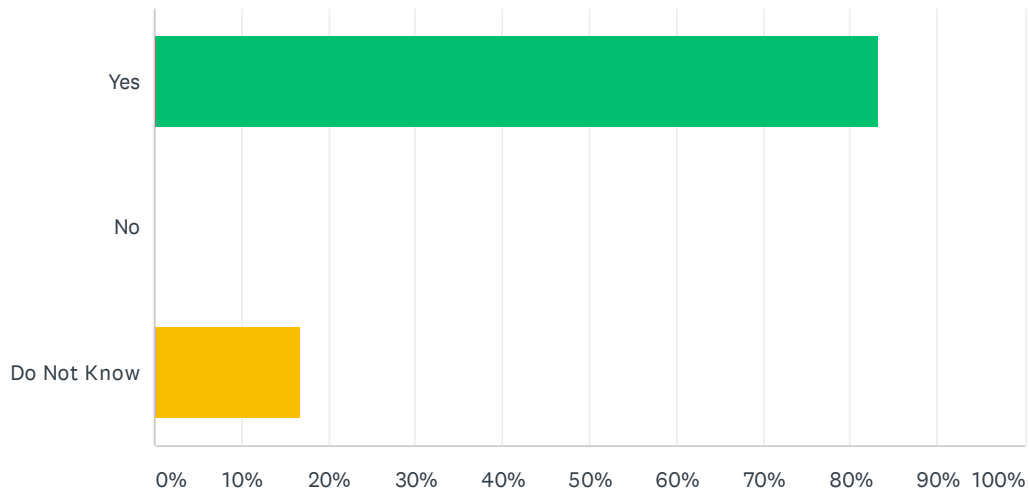
Answered: 22 Skipped: 0



ANSWER CHOICES	RESPONSES	
Central Elementary School	0.00%	0
Everglades Elementary School	100.00%	22
North Elementary School	0.00%	0
Seminole Elementary School	0.00%	0
South Elementary School	0.00%	0
Okeechobee Achievement Academy	0.00%	0
Osceola Middle School	0.00%	0
Yearling Middle School	0.00%	0
Okeechobee High School	0.00%	0
Okeechobee Freshman Campus	0.00%	0
TOTAL		22

Q2 Did you receive information from your school or district about what your child is expected to understand in all subject areas?

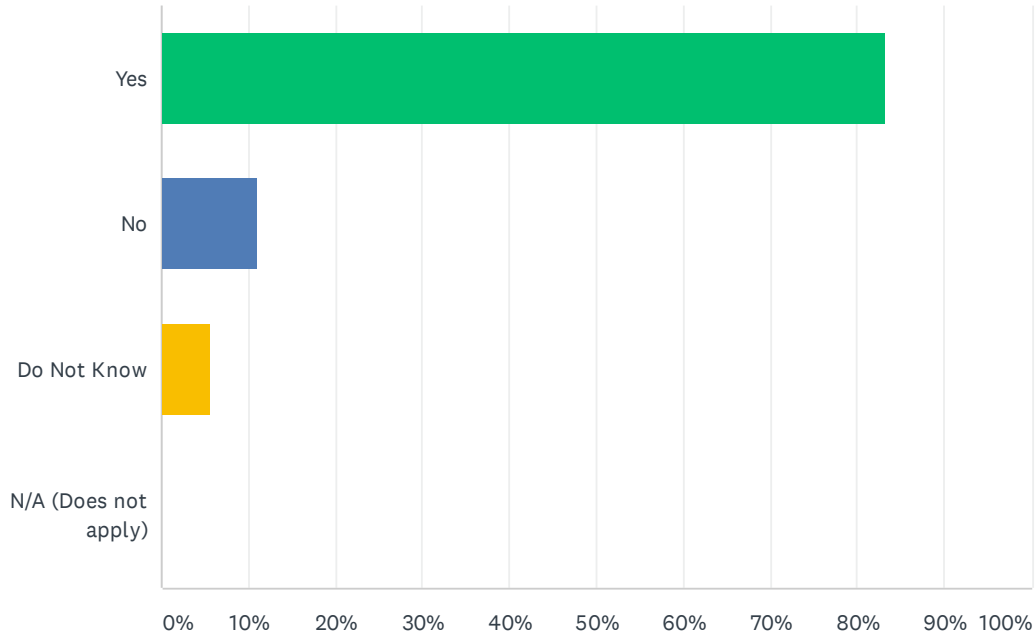
Answered: 18 Skipped: 4



ANSWER CHOICES	RESPONSES	
Yes	83.33%	15
No	0.00%	0
Do Not Know	16.67%	3
TOTAL		18

Q3 Did you receive information from your school or district about the Florida Standards?

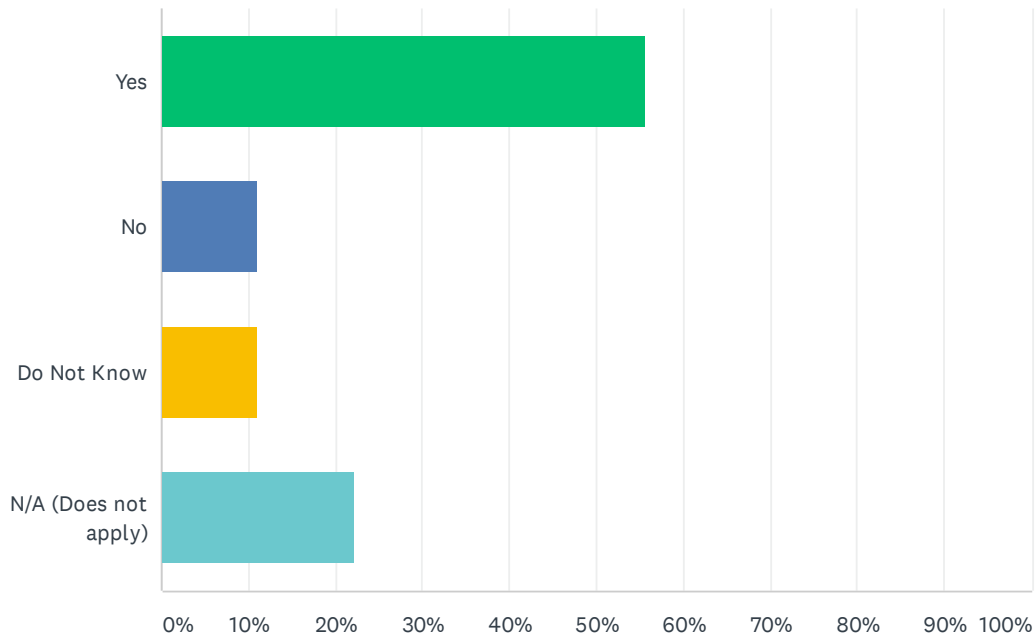
Answered: 18 Skipped: 4



ANSWER CHOICES	RESPONSES	
Yes	83.33%	15
No	11.11%	2
Do Not Know	5.56%	1
N/A (Does not apply)	0.00%	0
TOTAL		18

Q4 Did you receive information from your school or district about state tests, such as FSA (Florida Standards Assessments for ELA and Math), End of Course Exams (EOCs for 7th grade Civics, Geometry, Algebra I and 2), and FCAT Science (5th and 8th grade)?

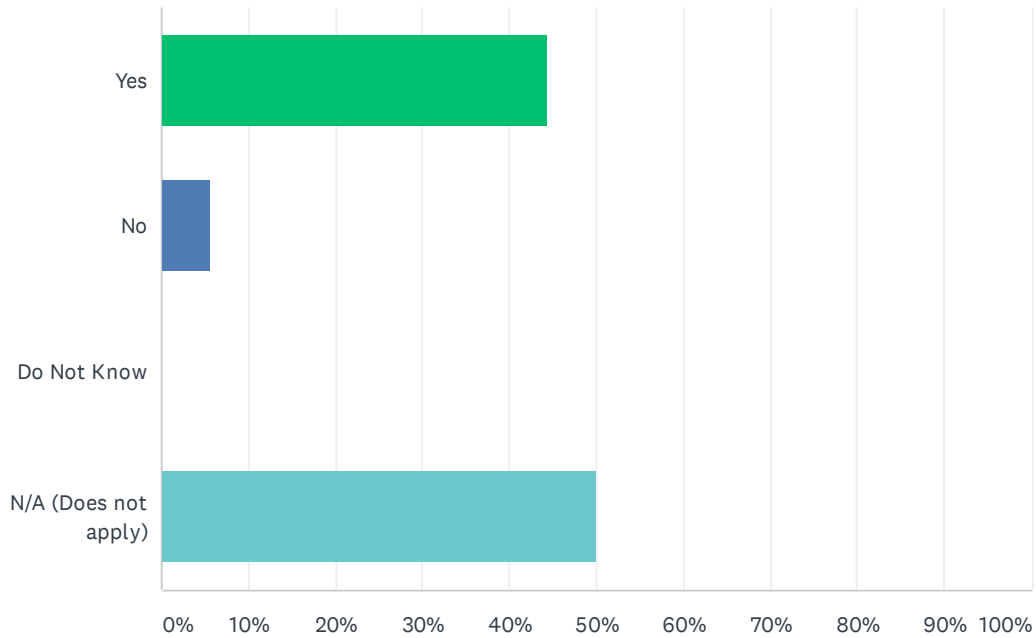
Answered: 18 Skipped: 4



ANSWER CHOICES	RESPONSES	
Yes	55.56%	10
No	11.11%	2
Do Not Know	11.11%	2
N/A (Does not apply)	22.22%	4
TOTAL		18

Q5 Did you receive information from your school or district about how your child scored on the state tests (most recent test scores were from 18-19 school year)?

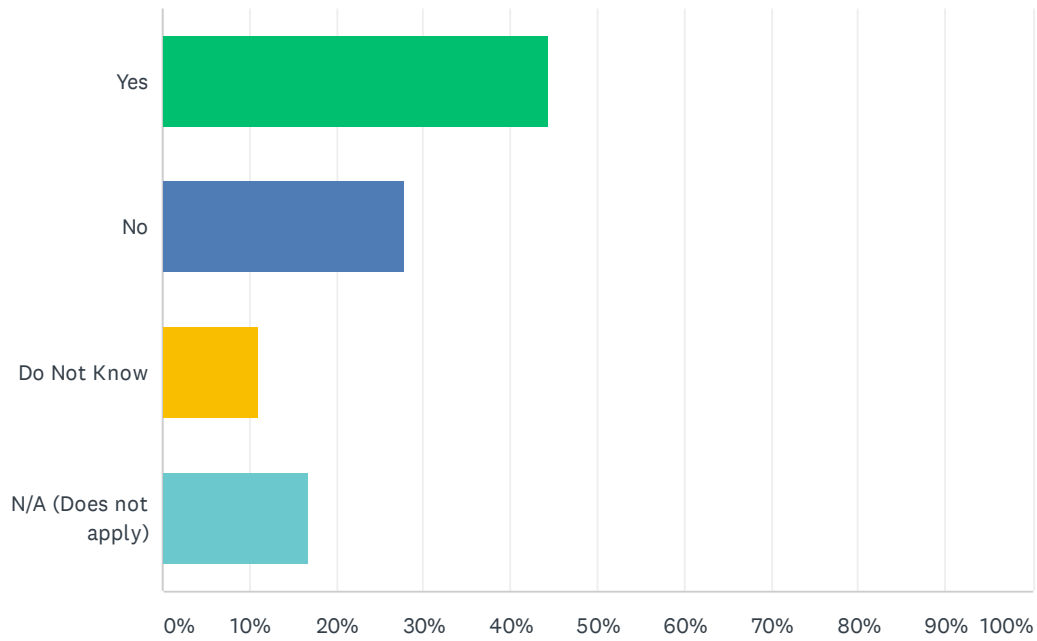
Answered: 18 Skipped: 4



ANSWER CHOICES	RESPONSES
Yes	44.44% 8
No	5.56% 1
Do Not Know	0.00% 0
N/A (Does not apply)	50.00% 9
TOTAL	18

Q6 Did you receive information from your school or district about what the score on the state tests mean?

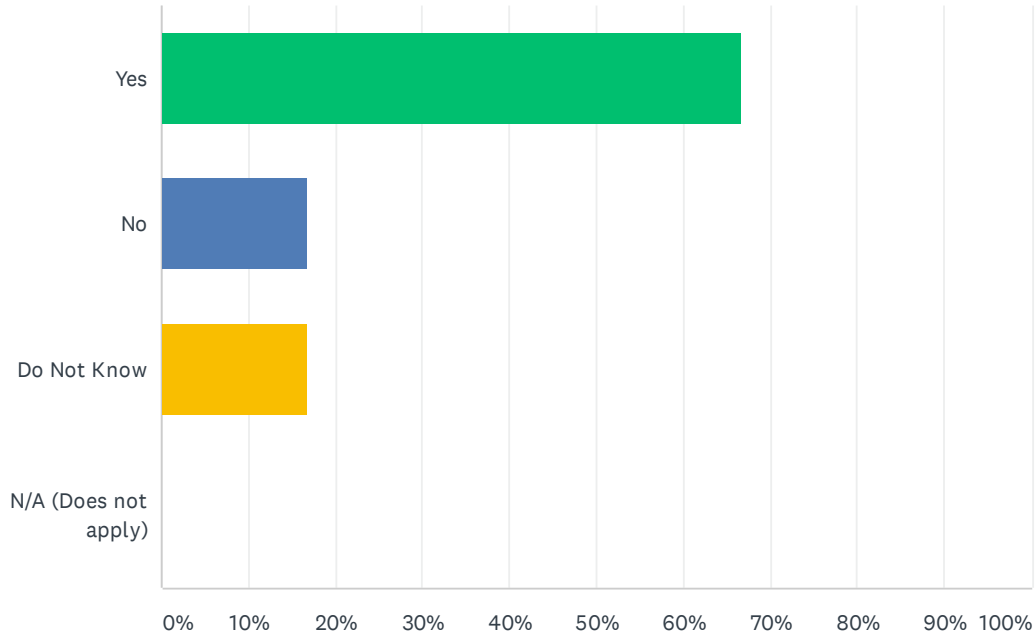
Answered: 18 Skipped: 4



ANSWER CHOICES	RESPONSES	
Yes	44.44%	8
No	27.78%	5
Do Not Know	11.11%	2
N/A (Does not apply)	16.67%	3
TOTAL		18

Q7 Did you receive information from your school or district about the information used to determine whether your child moves to the next grade or repeats the same grade?

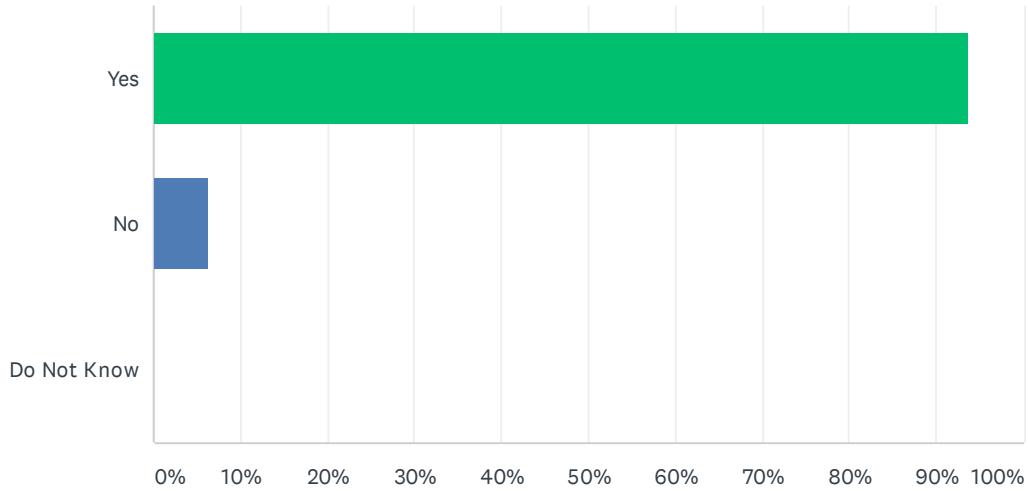
Answered: 18 Skipped: 4



ANSWER CHOICES	RESPONSES	
Yes	66.67%	12
No	16.67%	3
Do Not Know	16.67%	3
N/A (Does not apply)	0.00%	0
TOTAL		18

Q8 Do you feel respected by your child's school?

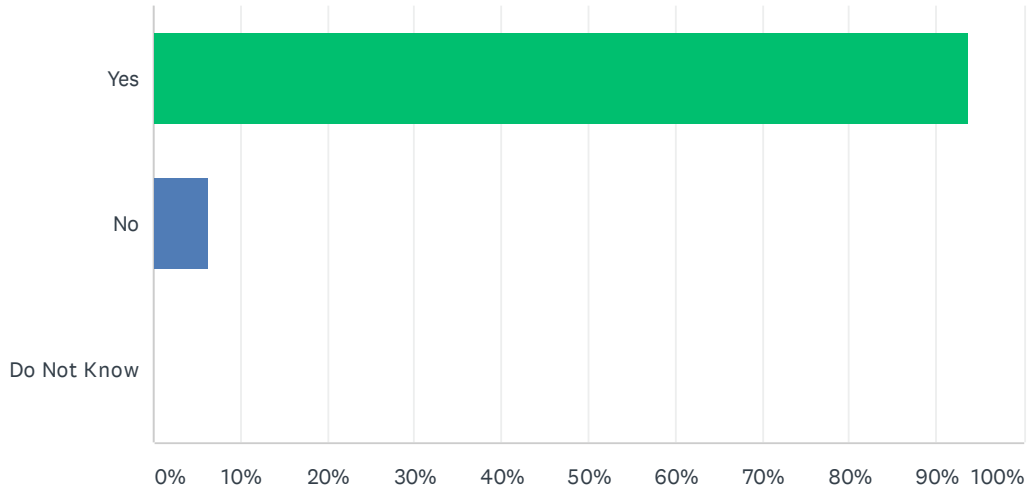
Answered: 16 Skipped: 6



ANSWER CHOICES	RESPONSES	
Yes	93.75%	15
No	6.25%	1
Do Not Know	0.00%	0
TOTAL		16

Q9 Does your child's school create a welcoming environment for parents?

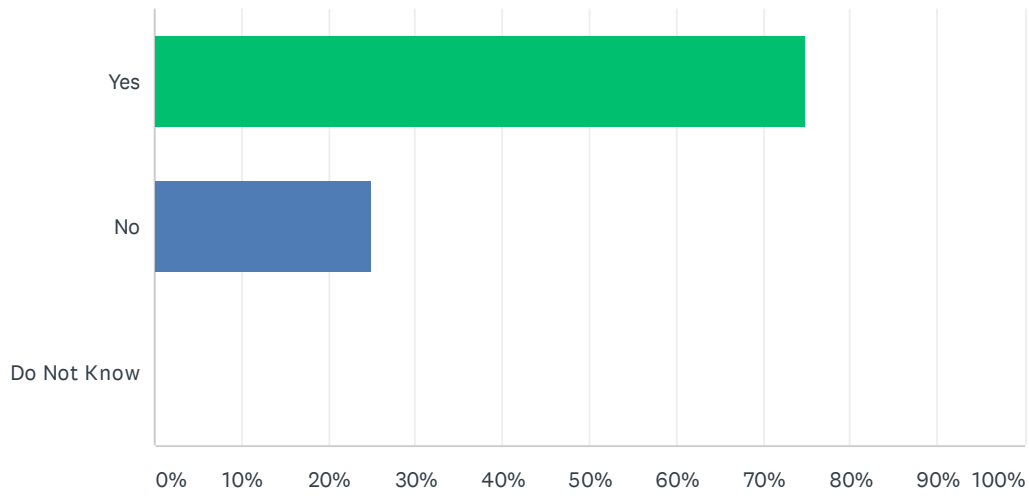
Answered: 16 Skipped: 6



ANSWER CHOICES	RESPONSES	
Yes	93.75%	15
No	6.25%	1
Do Not Know	0.00%	0
TOTAL		16

Q10 Did your child's school ask your advice on how they can best teach your child?

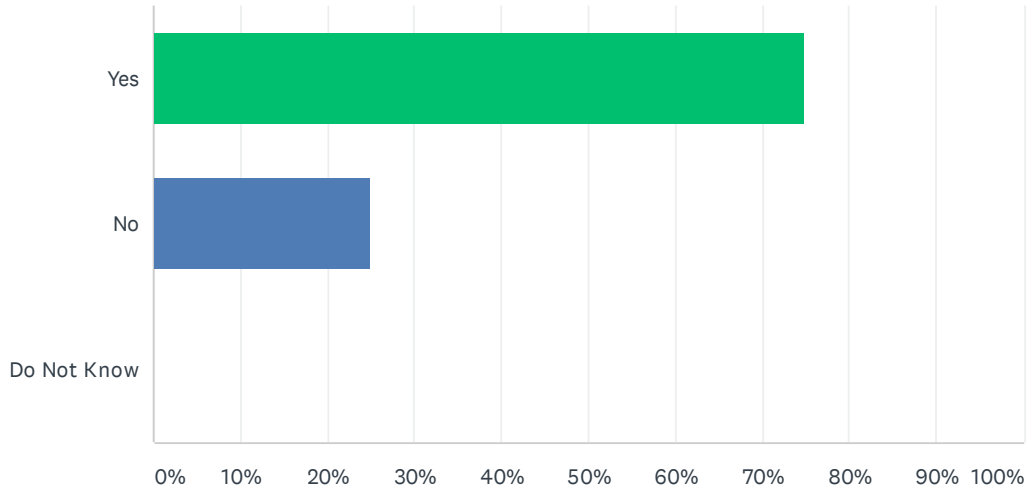
Answered: 16 Skipped: 6



ANSWER CHOICES	RESPONSES	
Yes	75.00%	12
No	25.00%	4
Do Not Know	0.00%	0
TOTAL		16

Q11 Have you been given opportunities to provide input into school decisions?

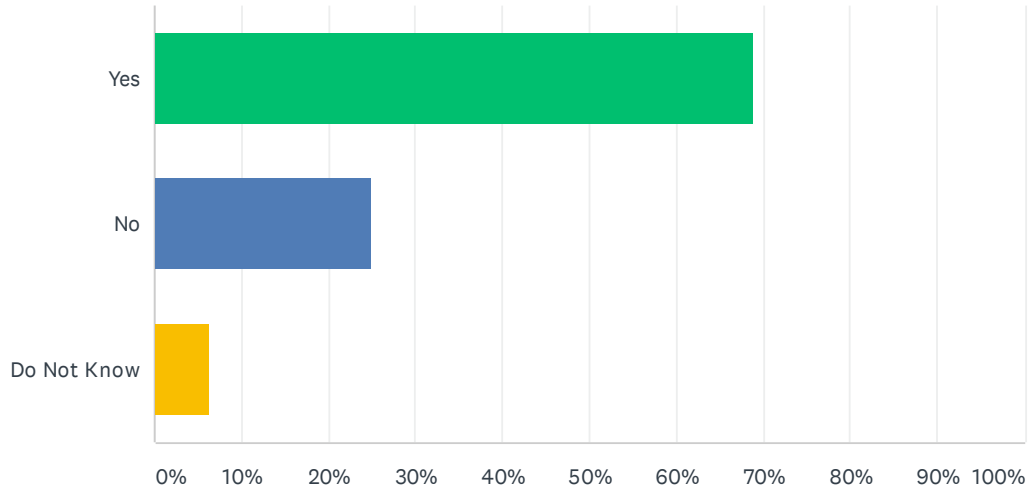
Answered: 16 Skipped: 6



ANSWER CHOICES	RESPONSES	
Yes	75.00%	12
No	25.00%	4
Do Not Know	0.00%	0
TOTAL		16

Q12 Were you aware that you may participate in the development and review of your school-parent compact?

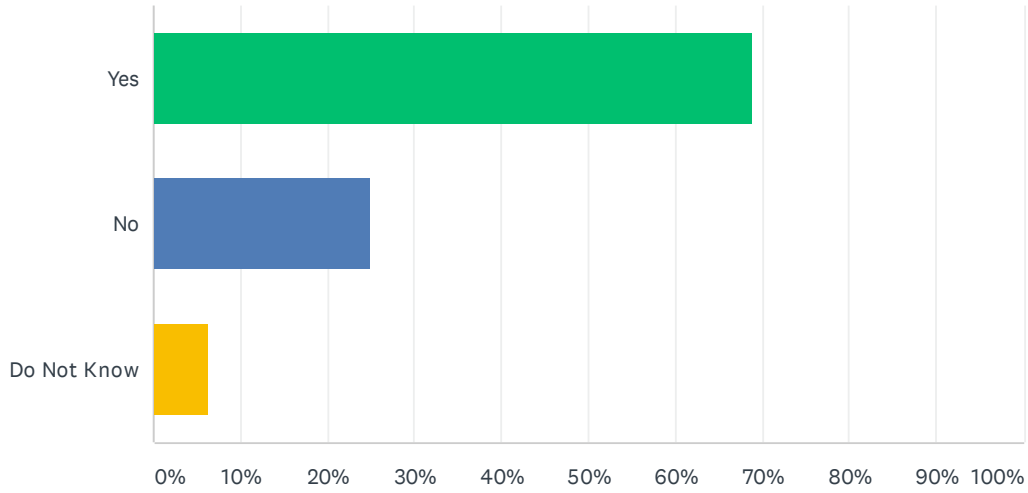
Answered: 16 Skipped: 6



ANSWER CHOICES	RESPONSES	
Yes	68.75%	11
No	25.00%	4
Do Not Know	6.25%	1
TOTAL		16

Q13 Are you aware that you may participate in the development and review of your school-parent compact?

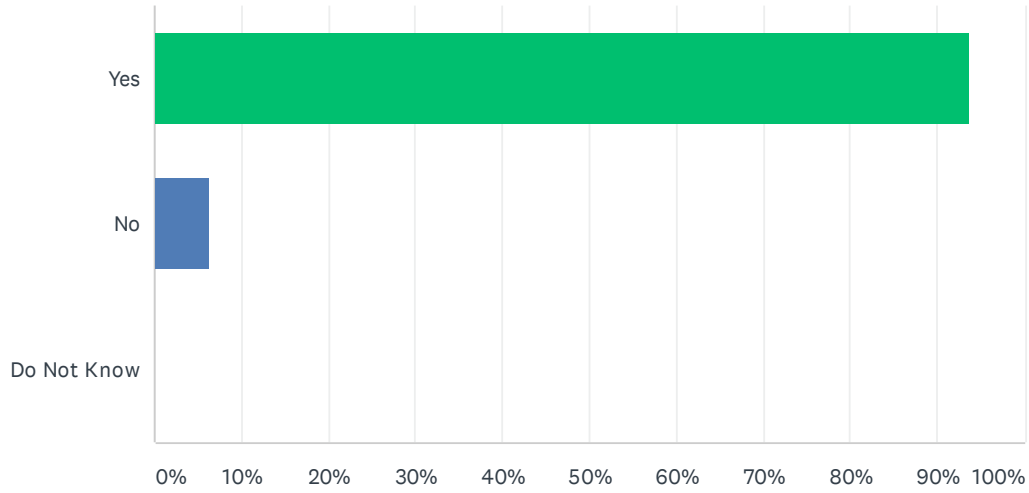
Answered: 16 Skipped: 6



ANSWER CHOICES	RESPONSES	
Yes	68.75%	11
No	25.00%	4
Do Not Know	6.25%	1
TOTAL		16

Q14 Did you receive materials to help you work with your child at home to do better in school?

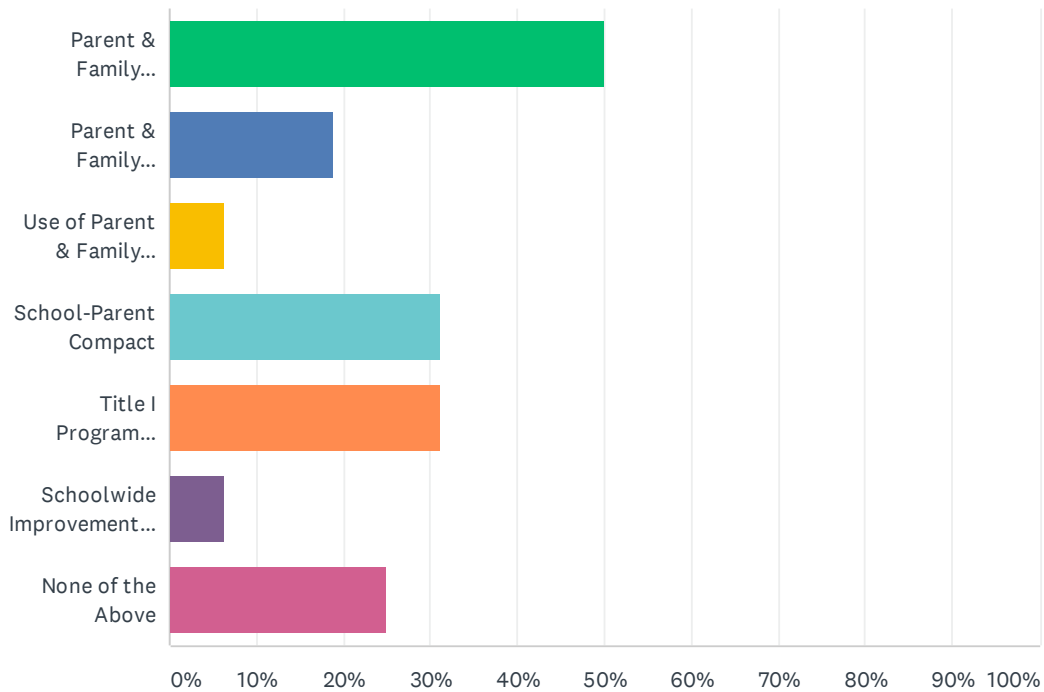
Answered: 16 Skipped: 6



ANSWER CHOICES	RESPONSES	
Yes	93.75%	15
No	6.25%	1
Do Not Know	0.00%	0
TOTAL		16

Q15 In the past year, did you participate in the development and review of the following? (choose all that apply)

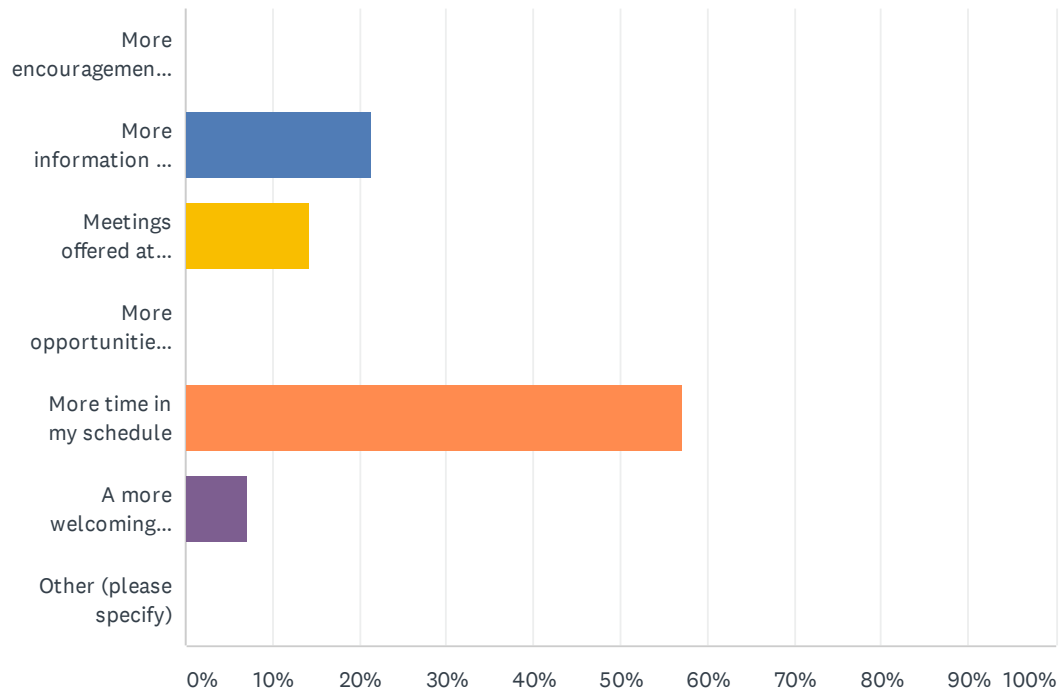
Answered: 16 Skipped: 6



ANSWER CHOICES	RESPONSES	
Parent & Family Engagement Activities	50.00%	8
Parent & Family Engagement Plan	18.75%	3
Use of Parent & Family Engagement Funds	6.25%	1
School-Parent Compact	31.25%	5
Title I Program Services	31.25%	5
Schoolwide Improvement Plan	6.25%	1
None of the Above	25.00%	4
Total Respondents: 16		

Q16 What would help you participate in more decision making at your child's school?

Answered: 14 Skipped: 8

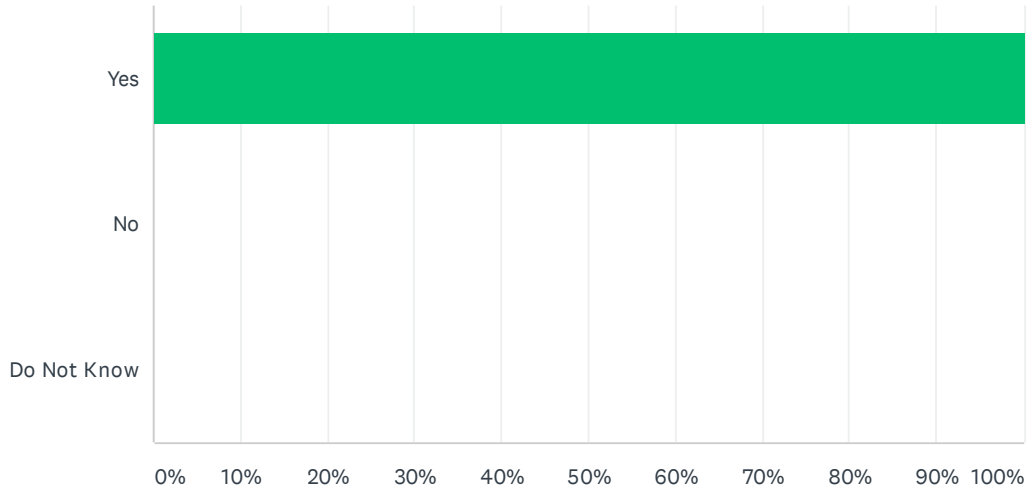


ANSWER CHOICES	RESPONSES	
More encouragement from the school to engage in my child's education	0.00%	0
More information on how to engage in my child's education	21.43%	3
Meetings offered at different times of the day	14.29%	2
More opportunities to share my opinion about school issues	0.00%	0
More time in my schedule	57.14%	8
A more welcoming environment	7.14%	1
Other (please specify)	0.00%	0
TOTAL		14

#	OTHER (PLEASE SPECIFY)	DATE
	There are no responses.	

Q17 Do you know how to contact your child's teacher?

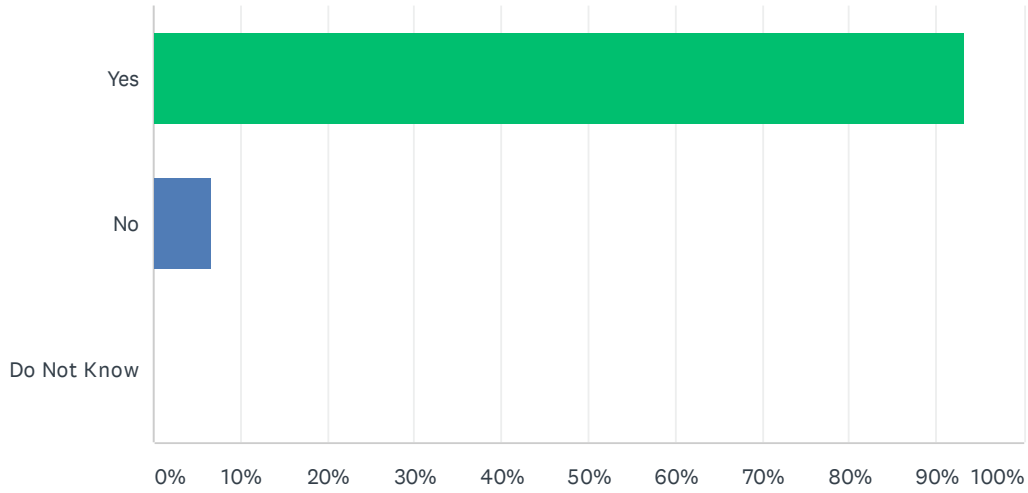
Answered: 15 Skipped: 7



ANSWER CHOICES	RESPONSES	
Yes	100.00%	15
No	0.00%	0
Do Not Know	0.00%	0
TOTAL		15

Q18 Did you feel that teachers, principals, and other school staff are willing to communicate with you?

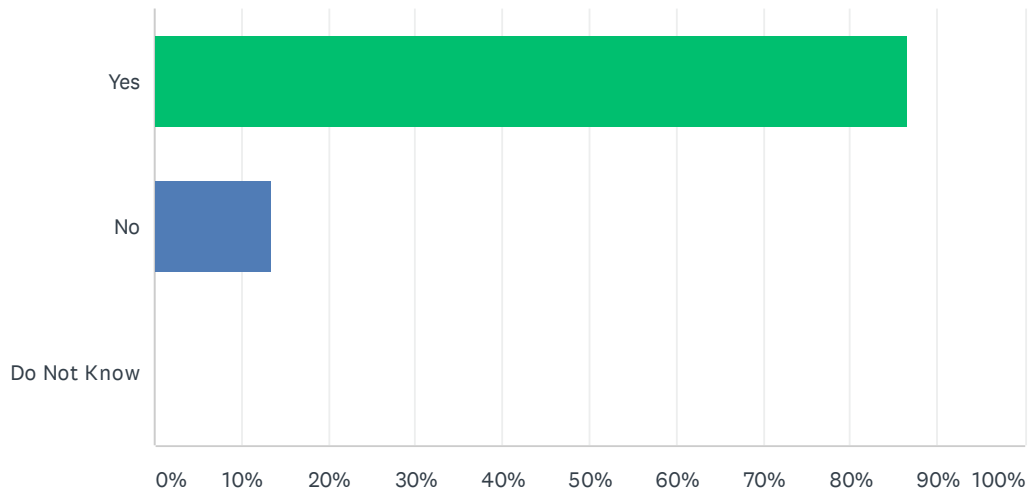
Answered: 15 Skipped: 7



ANSWER CHOICES	RESPONSES	
Yes	93.33%	14
No	6.67%	1
Do Not Know	0.00%	0
TOTAL		15

Q19 Was information from your child's school easy to understand and in a language you understand?

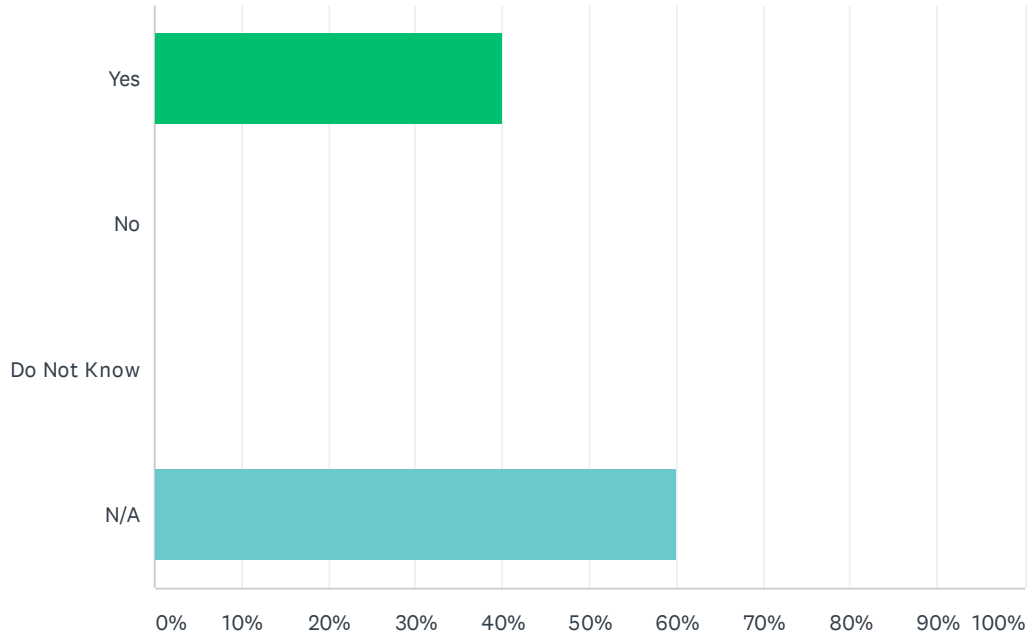
Answered: 15 Skipped: 7



ANSWER CHOICES	RESPONSES	
Yes	86.67%	13
No	13.33%	2
Do Not Know	0.00%	0
TOTAL		15

Q20 If needed, were translators available and able to help you at parent meetings and other school activities?

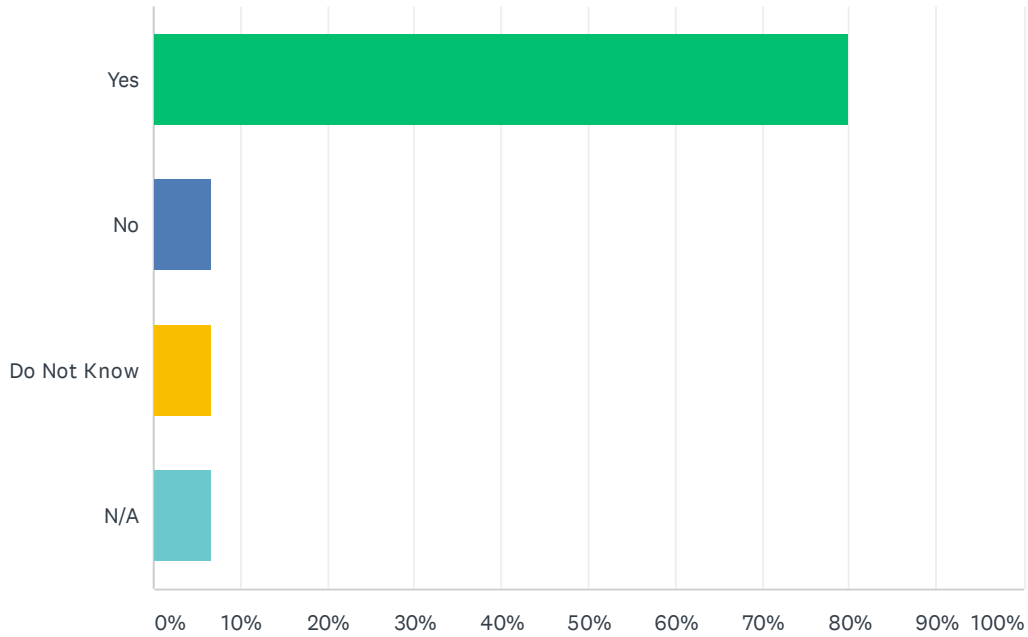
Answered: 15 Skipped: 7



ANSWER CHOICES	RESPONSES
Yes	40.00% 6
No	0.00% 0
Do Not Know	0.00% 0
N/A	60.00% 9
TOTAL	15

Q21 Did you receive information about monitoring your child's progress through Skyward, Schoology, progress reports, report cards, or APTT parent meetings (APTT schools: Central, Everglades, North, Seminole and South)?

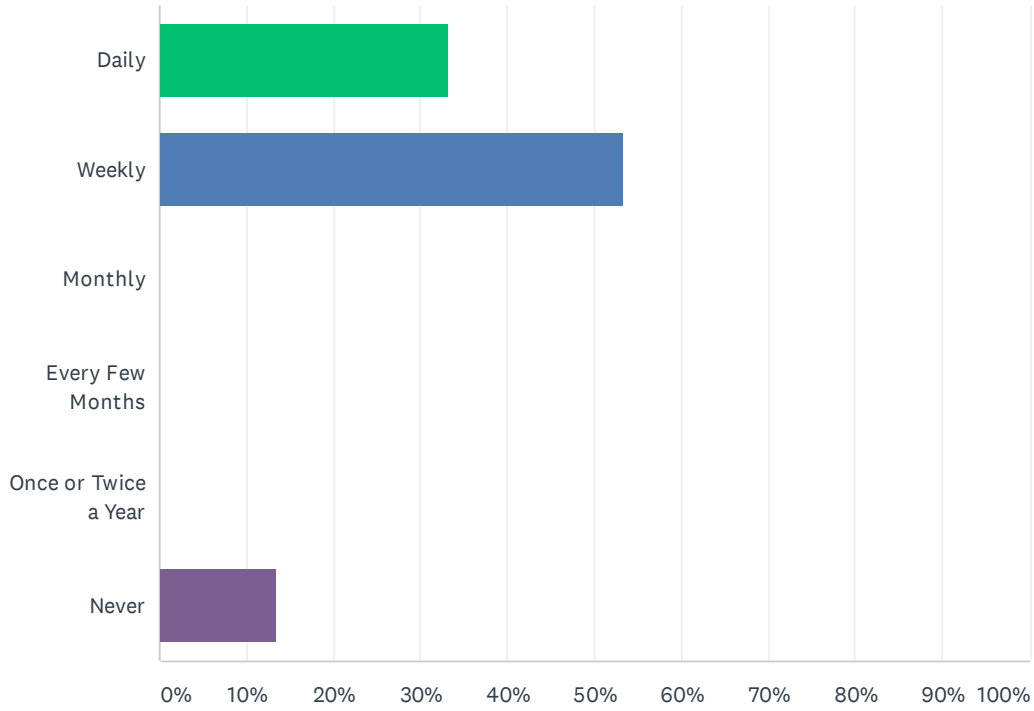
Answered: 15 Skipped: 7



ANSWER CHOICES	RESPONSES	
Yes	80.00%	12
No	6.67%	1
Do Not Know	6.67%	1
N/A	6.67%	1
TOTAL		15

Q22 How often does your child's teacher communicate with you about your child's progress?

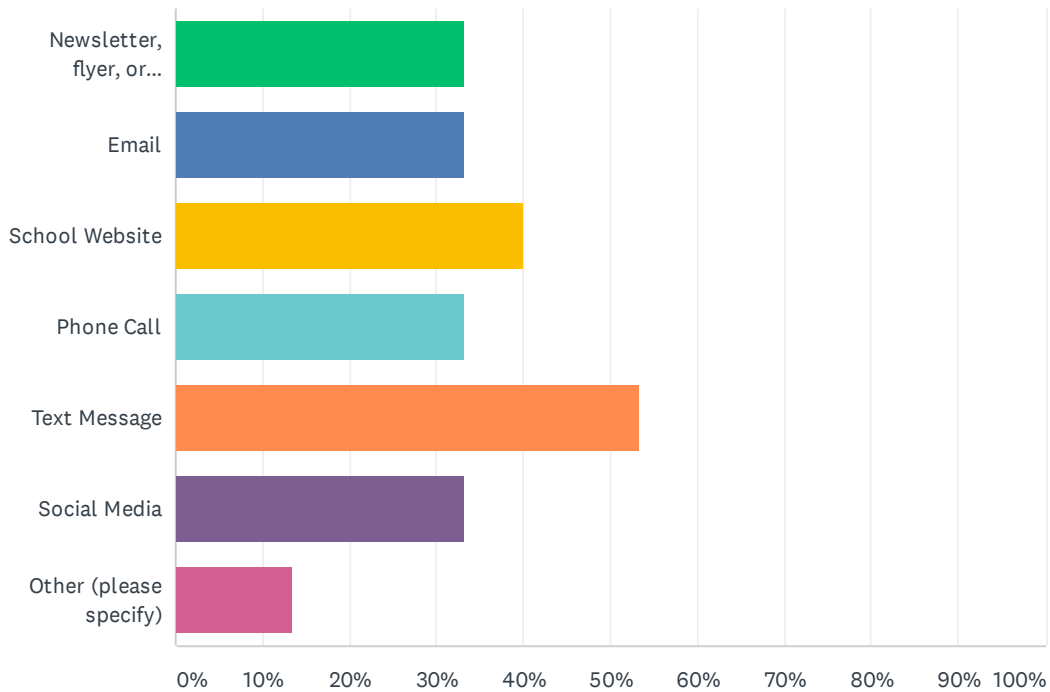
Answered: 15 Skipped: 7



ANSWER CHOICES	RESPONSES	
Daily	33.33%	5
Weekly	53.33%	8
Monthly	0.00%	0
Every Few Months	0.00%	0
Once or Twice a Year	0.00%	0
Never	13.33%	2
TOTAL		15

Q23 How would you prefer to receive information from your child's school? (choose all that apply)

Answered: 15 Skipped: 7



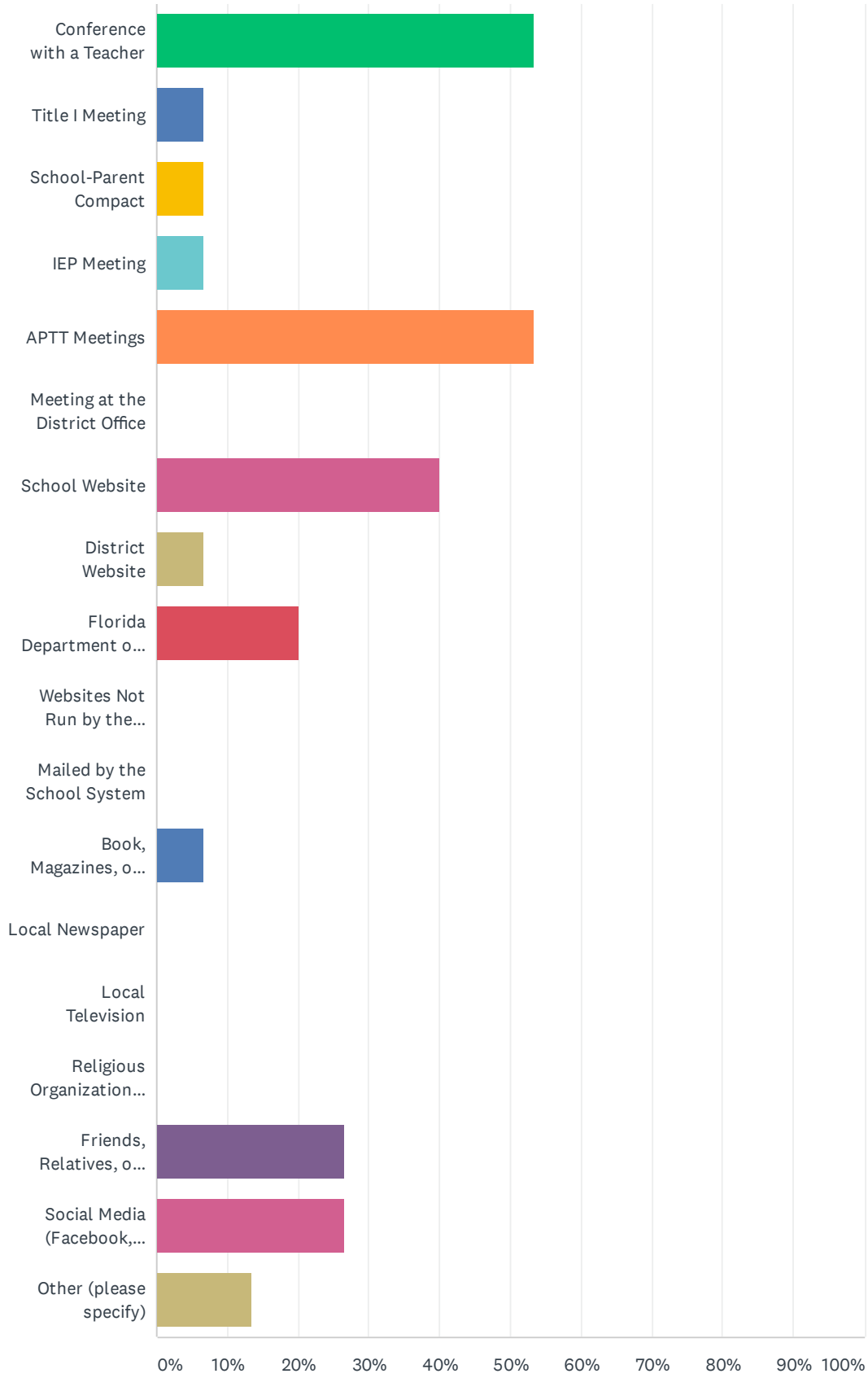
ANSWER CHOICES	RESPONSES
Newsletter, flyer, or letter sent home with students	33.33% 5
Email	33.33% 5
School Website	40.00% 6
Phone Call	33.33% 5
Text Message	53.33% 8
Social Media	33.33% 5
Other (please specify)	13.33% 2
Total Respondents: 15	

#	OTHER (PLEASE SPECIFY)	DATE
1	Remind is a wonderful app. That is how I communicate with her teacher	4/18/2020 10:36 PM
2	I'd like to hear positive and negative attributes instead of all negative	4/18/2020 2:55 PM

Q24 Where did you get information about standards, testing, and helping your child succeed in school? (choose all that apply)

Answered: 15 Skipped: 7

Title I Family Engagement Survey



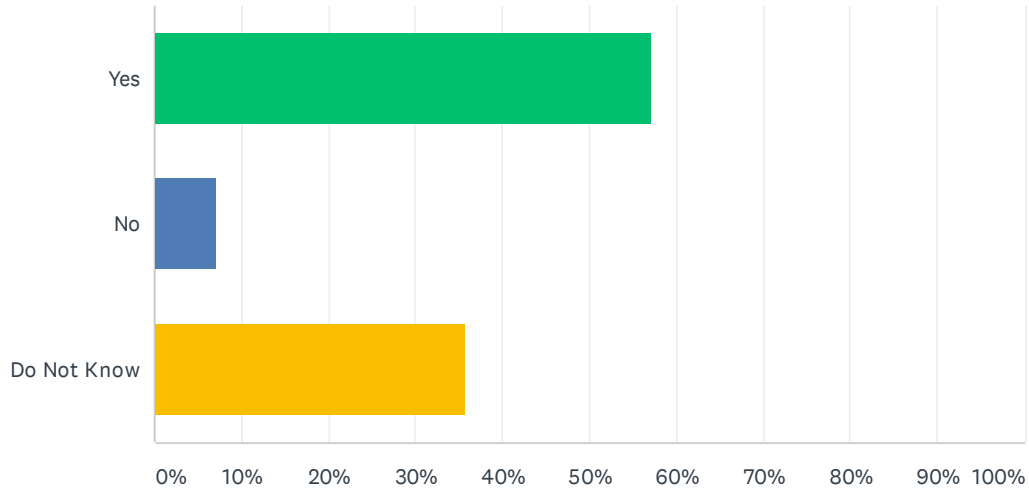
Title I Family Engagement Survey

ANSWER CHOICES	RESPONSES
Conference with a Teacher	53.33% 8
Title I Meeting	6.67% 1
School-Parent Compact	6.67% 1
IEP Meeting	6.67% 1
APTT Meetings	53.33% 8
Meeting at the District Office	0.00% 0
School Website	40.00% 6
District Website	6.67% 1
Florida Department of Education (FDOE) Website	20.00% 3
Websites Not Run by the School System	0.00% 0
Mailed by the School System	0.00% 0
Book, Magazines, or Videos Purchased in Stores	6.67% 1
Local Newspaper	0.00% 0
Local Television	0.00% 0
Religious Organizations (church, synagogue, or other related organizations)	0.00% 0
Friends, Relatives, or other Parents	26.67% 4
Social Media (Facebook, Instagram, Twitter)	26.67% 4
Other (please specify)	13.33% 2
Total Respondents: 15	

#	OTHER (PLEASE SPECIFY)	DATE
1	Office staff	4/19/2020 1:19 PM
2	None of the above	4/15/2020 10:06 AM

Q25 Did your school or district give you access to the Parent and Family Engagement Plan?

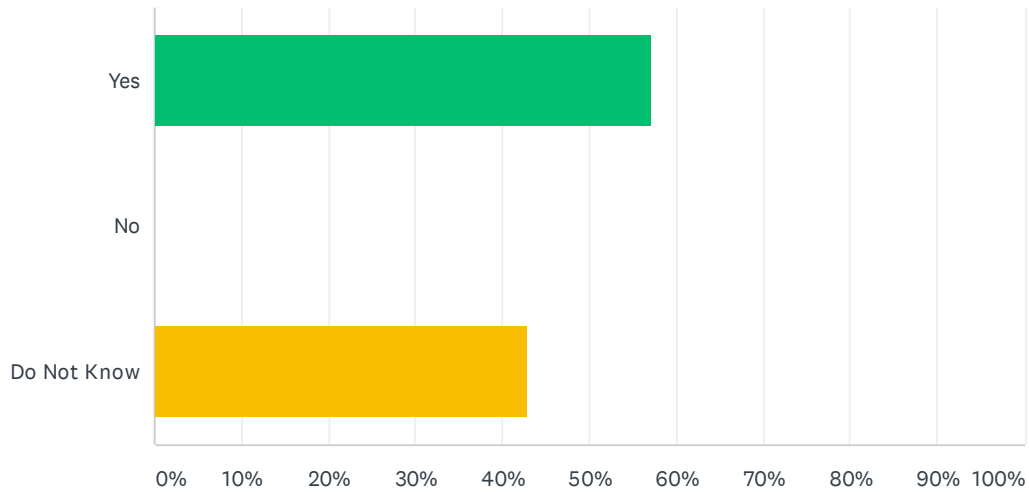
Answered: 14 Skipped: 8



ANSWER CHOICES	RESPONSES	
Yes	57.14%	8
No	7.14%	1
Do Not Know	35.71%	5
TOTAL		14

Q26 Was the Parent and Family Engagement Plan easy to understand?

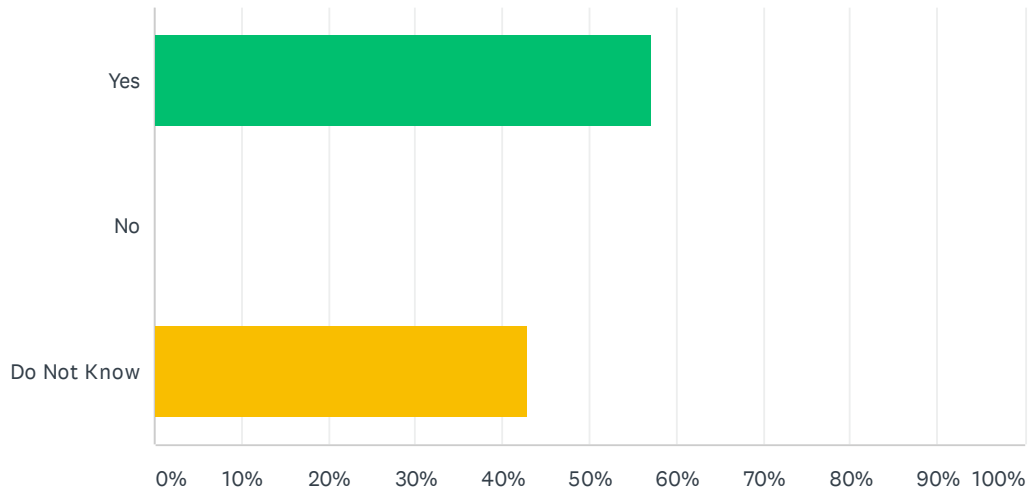
Answered: 14 Skipped: 8



ANSWER CHOICES	RESPONSES	
Yes	57.14%	8
No	0.00%	0
Do Not Know	42.86%	6
TOTAL		14

Q27 Was the Parent and Family Engagement Plan easy to understand?

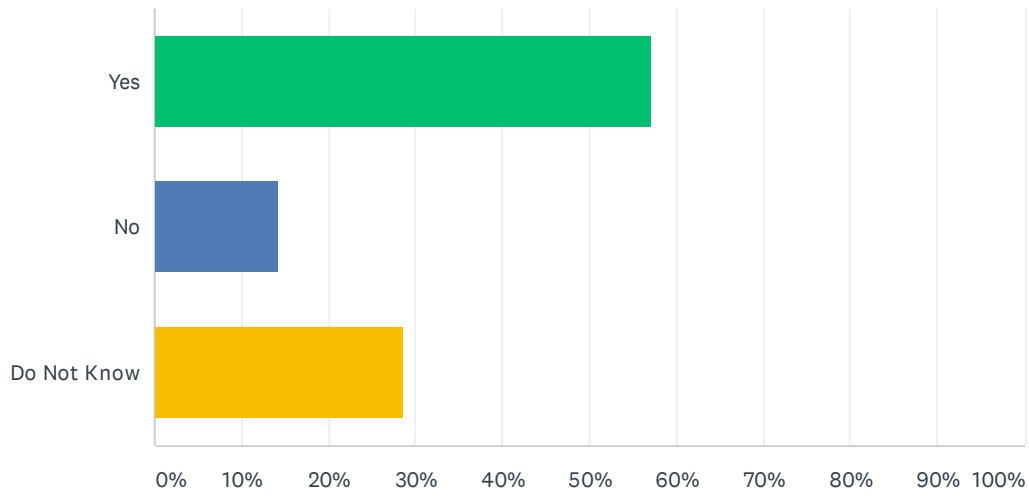
Answered: 14 Skipped: 8



ANSWER CHOICES	RESPONSES	
Yes	57.14%	8
No	0.00%	0
Do Not Know	42.86%	6
TOTAL		14

Q28 Were you aware that you may participate in the development and review of your school and district Parent and Family Engagement Plan?

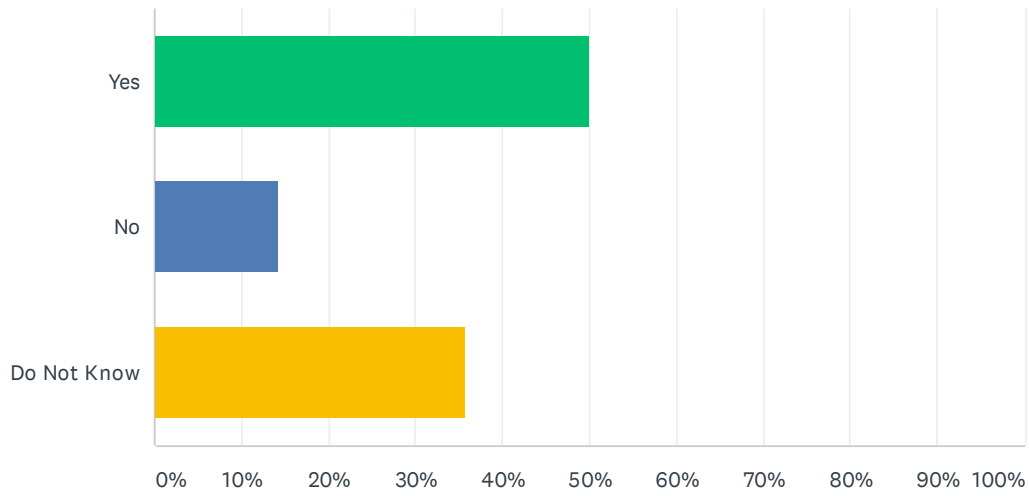
Answered: 14 Skipped: 8



ANSWER CHOICES	RESPONSES	
Yes	57.14%	8
No	14.29%	2
Do Not Know	28.57%	4
TOTAL		14

Q29 Did your school have a meeting to explain the Parent and Family Engagement Plan?

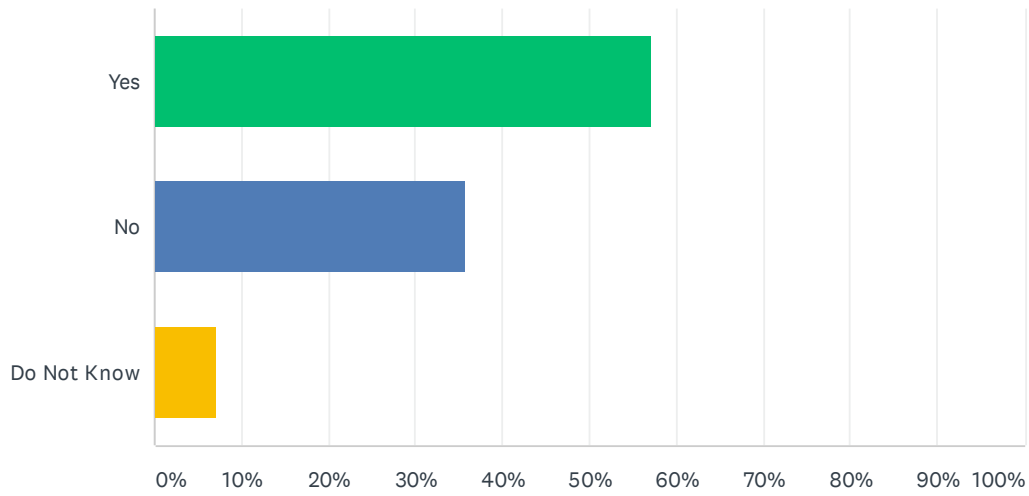
Answered: 14 Skipped: 8



ANSWER CHOICES	RESPONSES	
Yes	50.00%	7
No	14.29%	2
Do Not Know	35.71%	5
TOTAL		14

Q30 Did you go to a meeting that discussed the goals and activities of the Title I Program? (Annual Title I Meetings are held in the Fall)

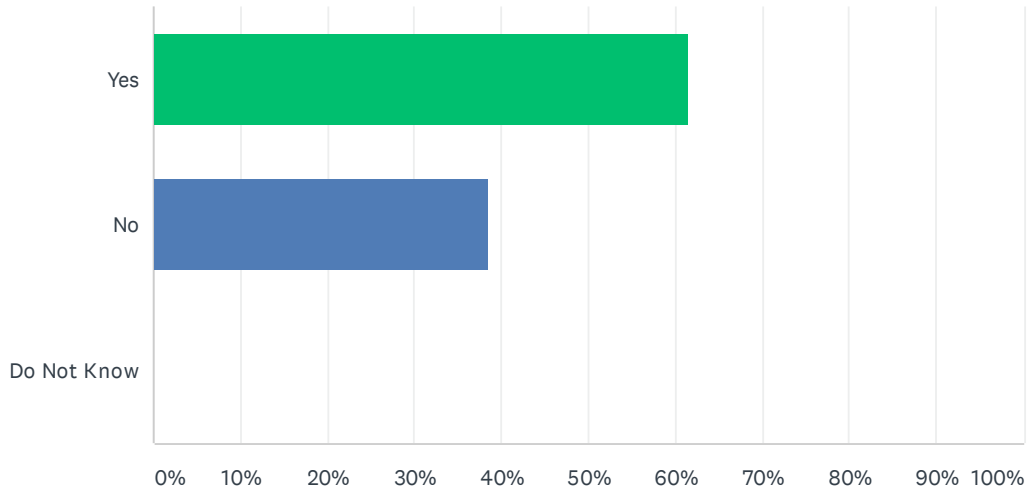
Answered: 14 Skipped: 8



ANSWER CHOICES	RESPONSES	
Yes	57.14%	8
No	35.71%	5
Do Not Know	7.14%	1
TOTAL		14

Q31 Did you go to one or more meetings, activities, events, and/or family nights such as: Middle School Science Nights, FSA Pep Rallies, Turn About Tuesday, Family Literacy Nights, STEM Nights, Footsteps2Brilliance Parent Workshops, and/or APTT?

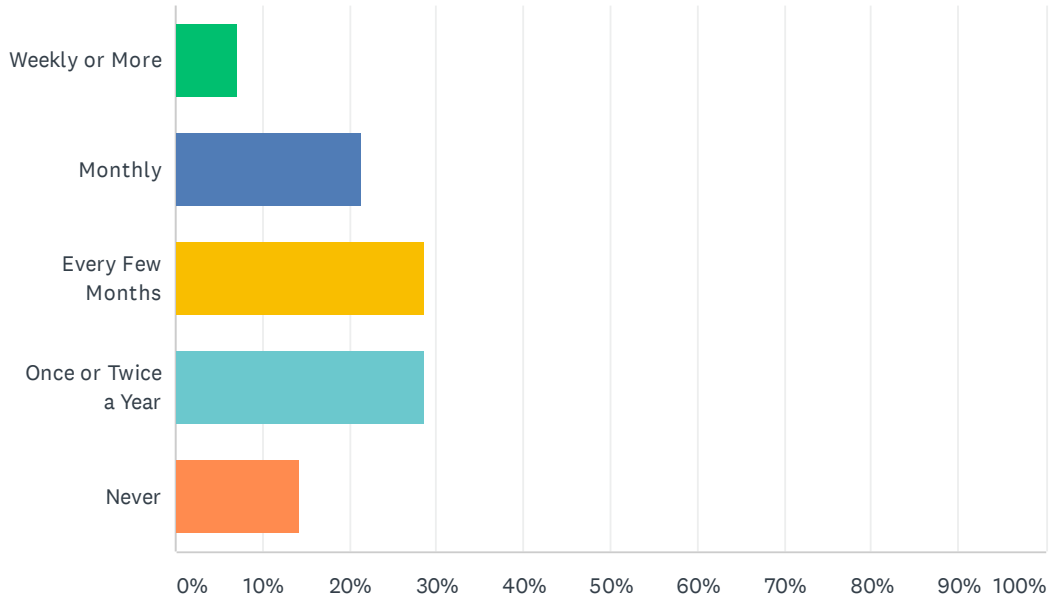
Answered: 13 Skipped: 9



ANSWER CHOICES	RESPONSES	
Yes	61.54%	8
No	38.46%	5
Do Not Know	0.00%	0
TOTAL		13

Q32 How frequently do you participate in family engagement activities or events at your child's school?

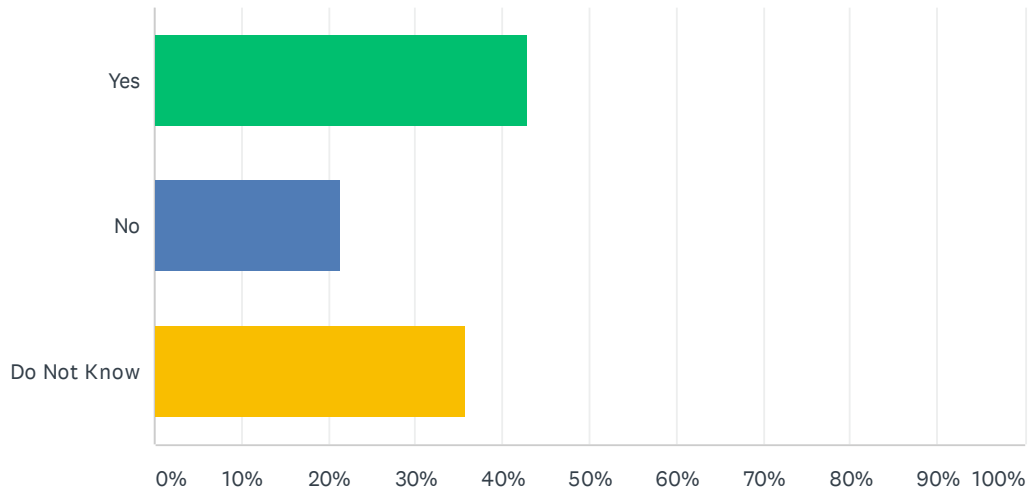
Answered: 14 Skipped: 8



ANSWER CHOICES	RESPONSES
Weekly or More	7.14% 1
Monthly	21.43% 3
Every Few Months	28.57% 4
Once or Twice a Year	28.57% 4
Never	14.29% 2
TOTAL	14

Q33 Were meetings offered at different times of the day?

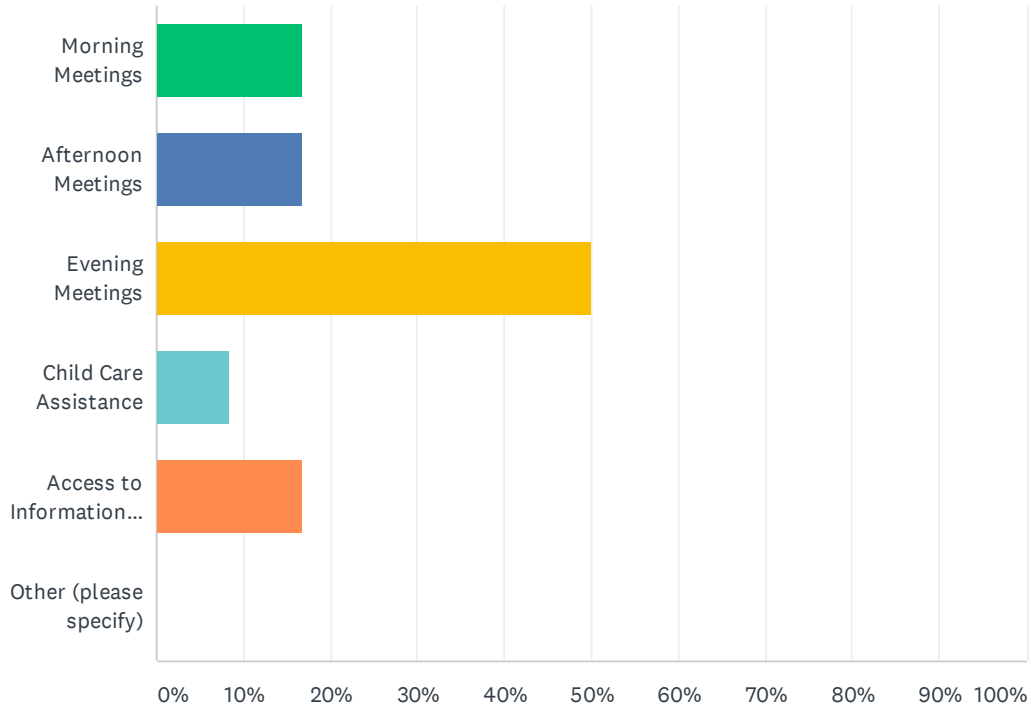
Answered: 14 Skipped: 8



ANSWER CHOICES	RESPONSES	
Yes	42.86%	6
No	21.43%	3
Do Not Know	35.71%	5
TOTAL		14

Q34 Which of the following would enable you to participate in parent meetings and school activities? (choose all that apply)

Answered: 12 Skipped: 10

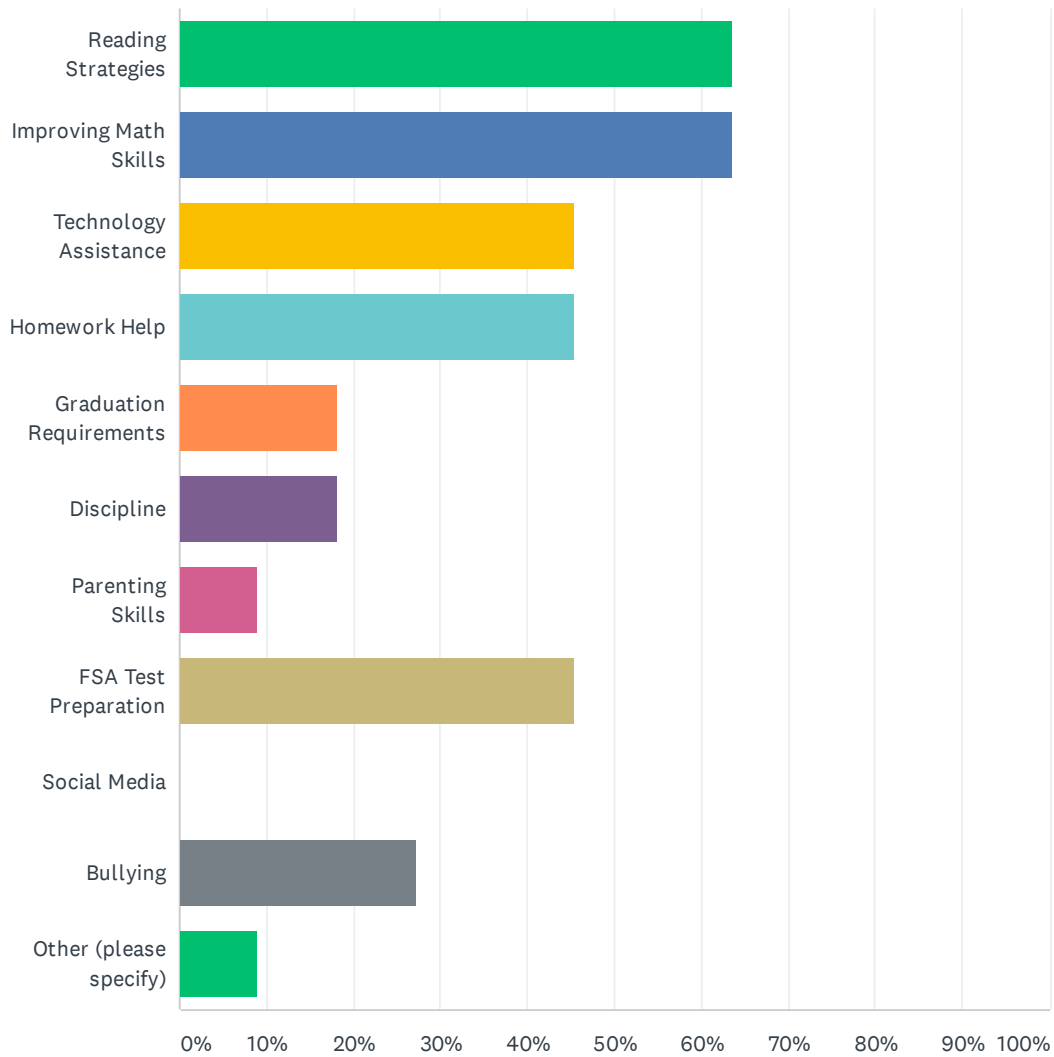


ANSWER CHOICES	RESPONSES
Morning Meetings	16.67% 2
Afternoon Meetings	16.67% 2
Evening Meetings	50.00% 6
Child Care Assistance	8.33% 1
Access to Information Online	16.67% 2
Other (please specify)	0.00% 0
Total Respondents: 12	

#	OTHER (PLEASE SPECIFY)	DATE
	There are no responses.	

Q35 What type of informational programs would you like the school to provide for parents? (choose all that apply)

Answered: 11 Skipped: 11



Title I Family Engagement Survey

ANSWER CHOICES	RESPONSES	
Reading Strategies	63.64%	7
Improving Math Skills	63.64%	7
Technology Assistance	45.45%	5
Homework Help	45.45%	5
Graduation Requirements	18.18%	2
Discipline	18.18%	2
Parenting Skills	9.09%	1
FSA Test Preparation	45.45%	5
Social Media	0.00%	0
Bullying	27.27%	3
Other (please specify)	9.09%	1
Total Respondents: 11		

#	OTHER (PLEASE SPECIFY)	DATE
1	Suicide prevention, Mental health &/or counseling for those that need it. Since it seems to be a big issue locally that people dont know where to go or how to get help.	4/15/2020 9:36 AM

Q36 How can your child's school build better relationships between school and home?

Answered: 8 Skipped: 14

#	RESPONSES	DATE
1	I personally don't feel that there is enough communication between teachers, school officials with parents	4/20/2020 8:38 AM
2	Everglades works hard to keep in touch with parents. Happy with what is going on there.	4/18/2020 8:55 PM
3	Increase Parent teacher principal communication skills Give more notice on events happening, not many. Other elementary schools seem to have more events than Everglades. Why? EES Facebook need more postings of activities. Plan more!	4/18/2020 3:02 PM
4	Help parents understand what their children are learning.	4/18/2020 2:59 PM
5	Offer meeting times in the evening	4/18/2020 2:45 PM
6	They already do a great job.	4/18/2020 2:36 PM
7	Help us understand what type of home they are doing as some of us when we went to school didn't have that type of work.	4/15/2020 10:11 AM
8	E-learning has been a blessing. It really gives parents a chance to see what their child is doing first hand & give us a better idea on what is expected of us as parents & teachers. Hands down teachers rock!!!	4/15/2020 9:36 AM

Q37 What ways can your child's school help parents and family members engage in school activities and programs?

Answered: 8 Skipped: 14

#	RESPONSES	DATE
1	By mailing letters to parents about upcoming activities	4/20/2020 8:38 AM
2	They do a lot. Not sure what else	4/18/2020 8:55 PM
3	Plan more activities would be a good place to start.	4/18/2020 3:02 PM
4	Advance notice	4/18/2020 2:59 PM
5	Offer them in the evening	4/18/2020 2:45 PM
6	Provide more activities or programs	4/18/2020 2:36 PM
7	Have the meeting also at home videos some of us are single parents and can't attend school or have no one to watch the kids	4/15/2020 10:11 AM
8	Have activities later in day.	4/15/2020 9:36 AM

Q38 How would you like to see parent and family engagement funds used at your child's school?

Answered: 8 Skipped: 14

#	RESPONSES	DATE
1	na	4/20/2020 8:38 AM
2	Not sure	4/18/2020 8:55 PM
3	Does Everglades participate in this?	4/18/2020 3:02 PM
4	Yes	4/18/2020 2:59 PM
5	NA	4/18/2020 2:45 PM
6	Student development	4/18/2020 2:36 PM
7	Dont know	4/15/2020 10:11 AM
8	Something fun for kids!! Not another movie!!	4/15/2020 9:36 AM